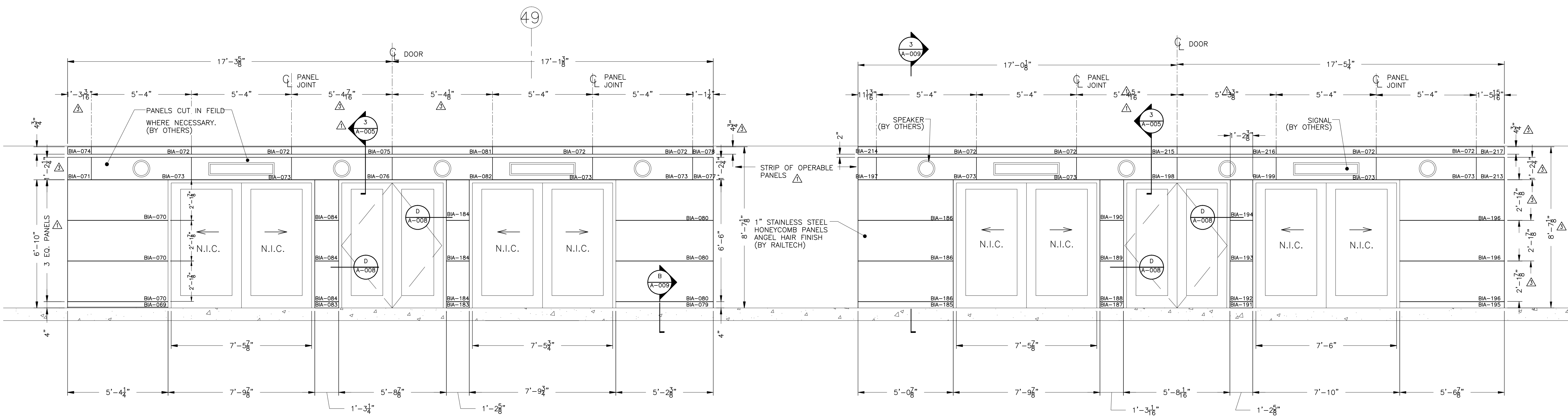
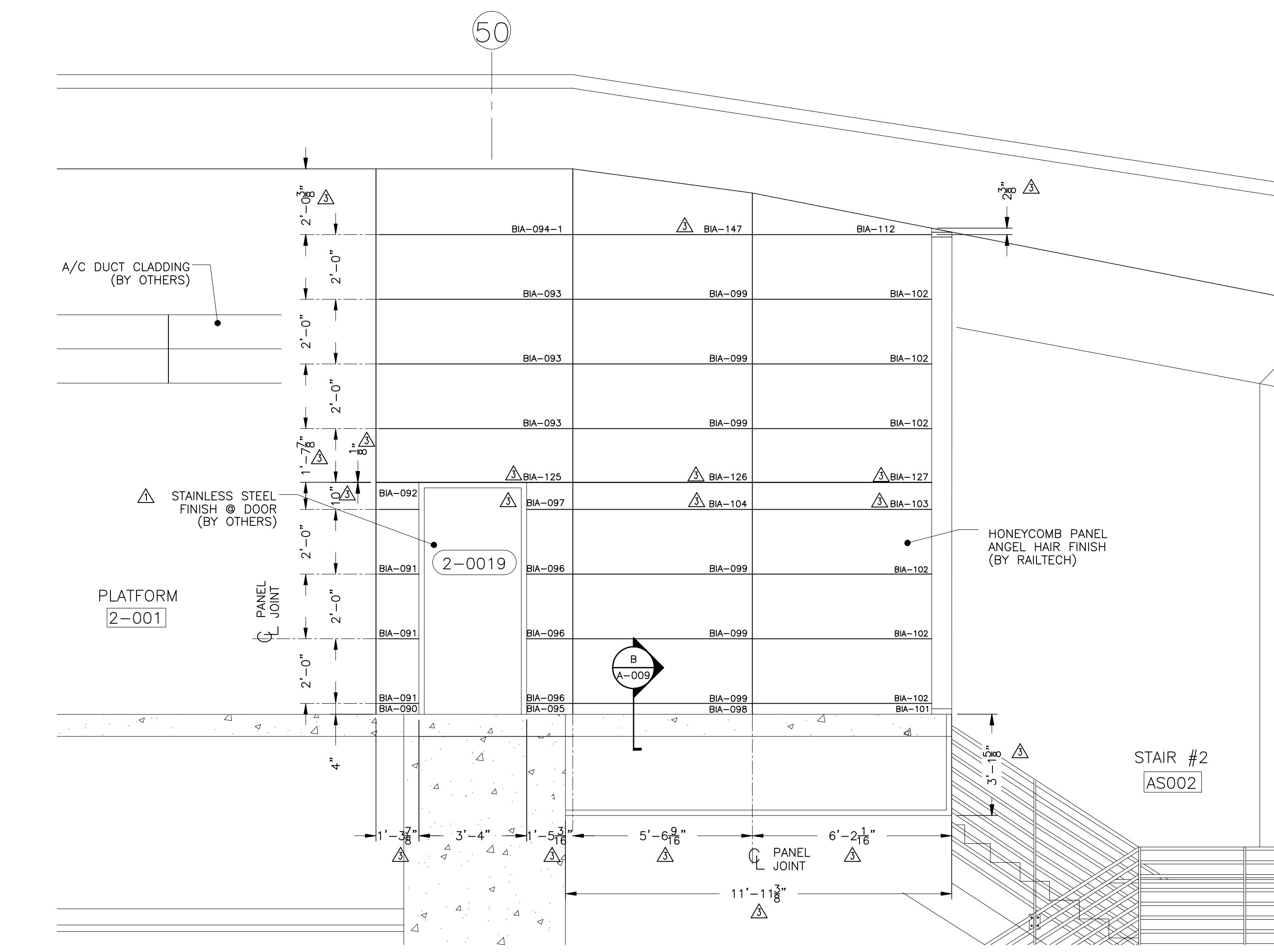


NOTES

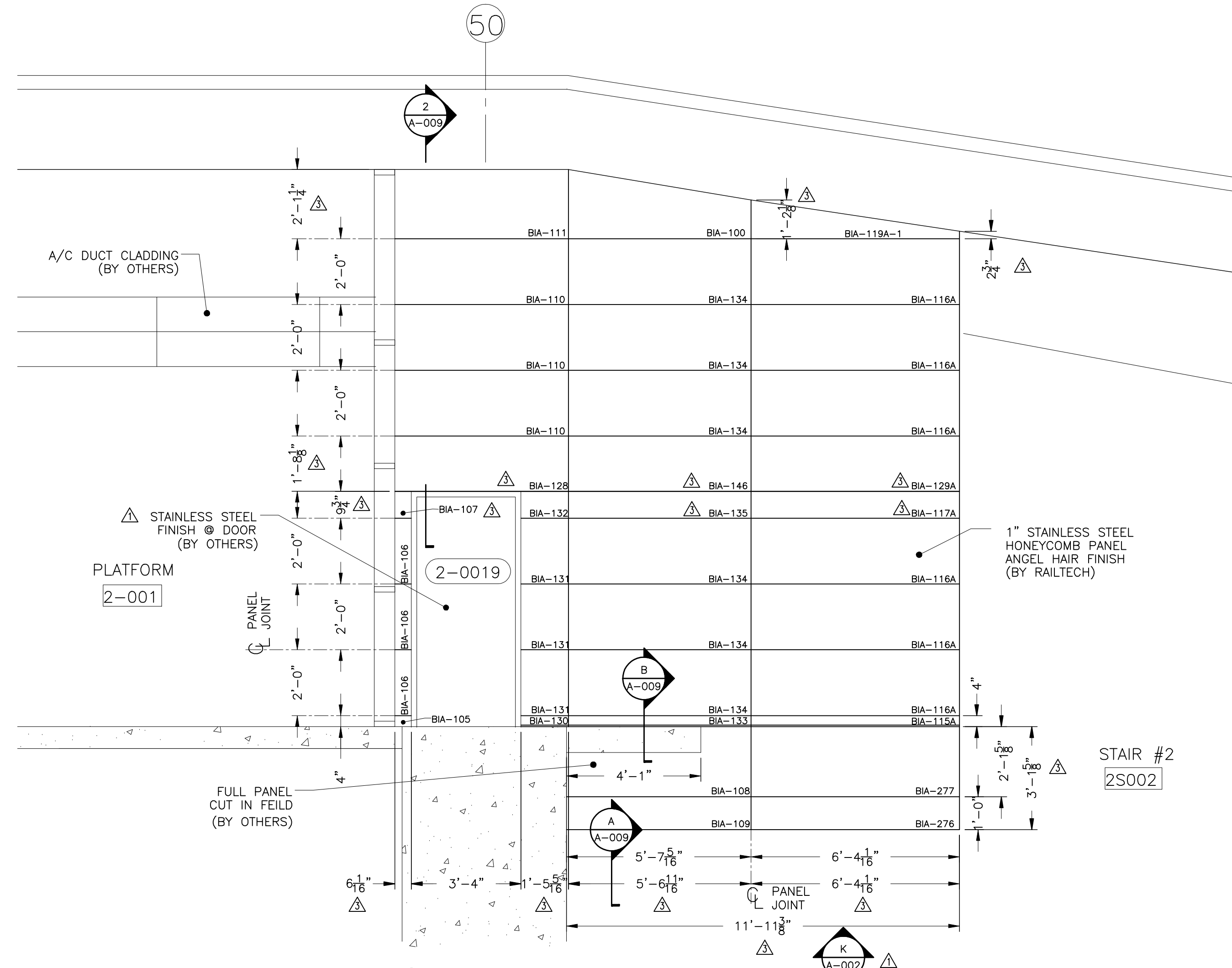
1. CO-ORDINATION OF THIS INSTALLATION WITH HEATING, VENTILATION, AIR CONDITIONING & ELECTRICAL WORK IS BY OTHERS.
2. RAILTECH REQUIRES WRITTEN APPROVAL OF ALL SHOP DRAWINGS BEFORE STARTING PRODUCTION.
3. CUT-OUTS FOR SPRINKLERS, SPEAKERS, COLUMNS, FLOOR SLABS, ETC. ARE DONE IN FIELD BY OTHERS.
4. NOTE: ALL DIMENSIONS ARE TO CENTER OF PANEL JOINT.



A ELEVATION
NORTH VIEW
A-003 SCALE: 3/8" = 1'-0"



B ELEVATION
A-003 SCALE: 3/8" = 1'-0"



C ELEVATION
A-003 SCALE: 3/8" = 1'-0"

REV.	DESCRIPTION	BY	DATE	APP
1	REVISED TAGS & DIMENSIONS	J.A.	21.05.04	
2	UPDATED ELEVATION B AND C	J.A.	27/01/04 M.M.	
3	MODIFIED PANEL DIMENSIONS, TAG NUMBERS AND NOTES	J.A.	4/08/03 M.M.	

LAMCEL
entrances

Part of the Railtech Architectural Group
(514)457-4760 www.lamcel.com info@lamcel.com

client
project
GEORGE BUSH INTERCONTINENTAL AIRPORT HOUSTON TEXAS
APM STATION AND PLATFORM
contract number
10171

drawing title
PANEL ELEVATIONS

drawn
J. ALBERT
date
APRIL 14 2003
verified

approved
M. McDONALD
date
MAY 15 2003
scale
AS NOTED

drawing number
A-006
revision
3